



RA2 select

SIMPLE. RELIABLE. AFFORDABLE

Where is the opportunity?



What is resonating with consumers?

Smart Music



Smart Voice Control



Smart Automated Blinds



Smart Climate Control



Smart Lighting Control

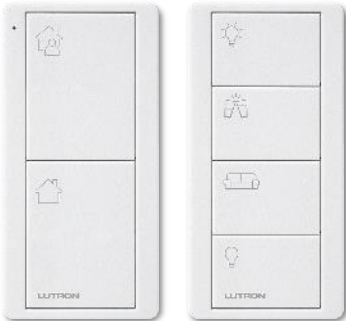


RA2 Select Products

Simple, Reliable, Affordable



Lutron App
and
Main Repeater



Pico keypads

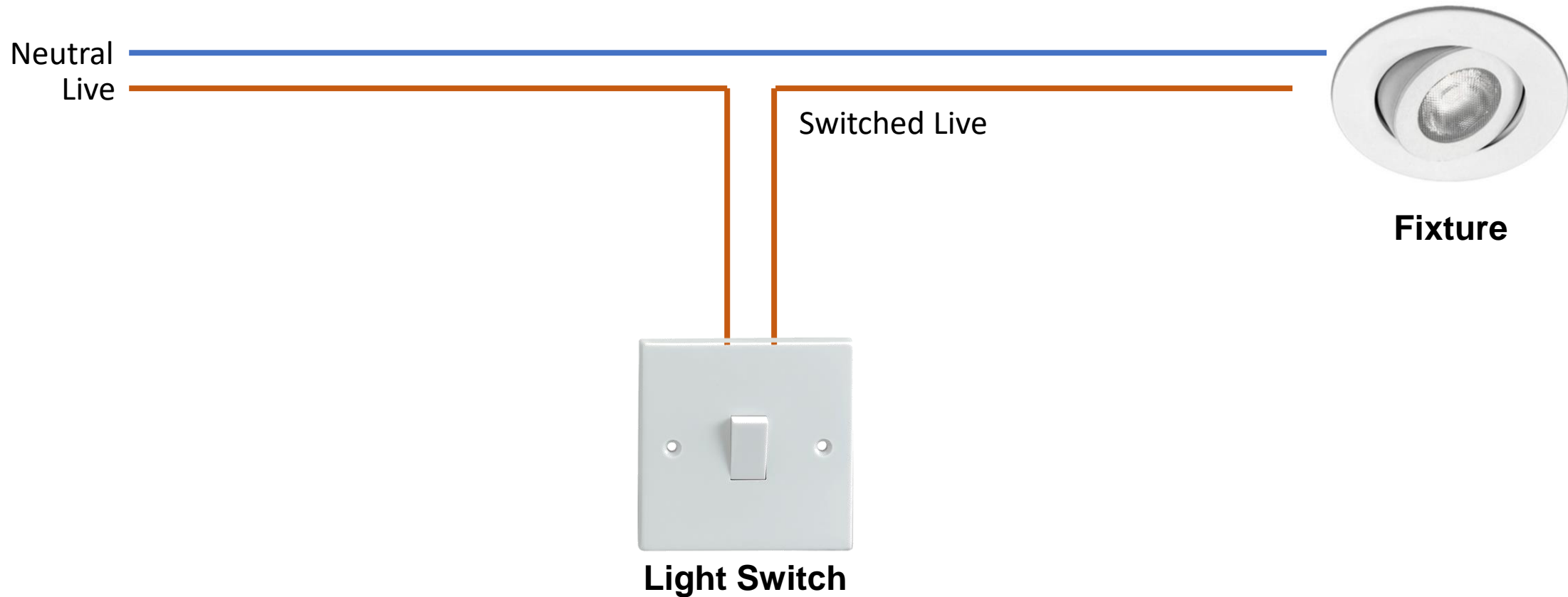


In-line dimmers
and switches

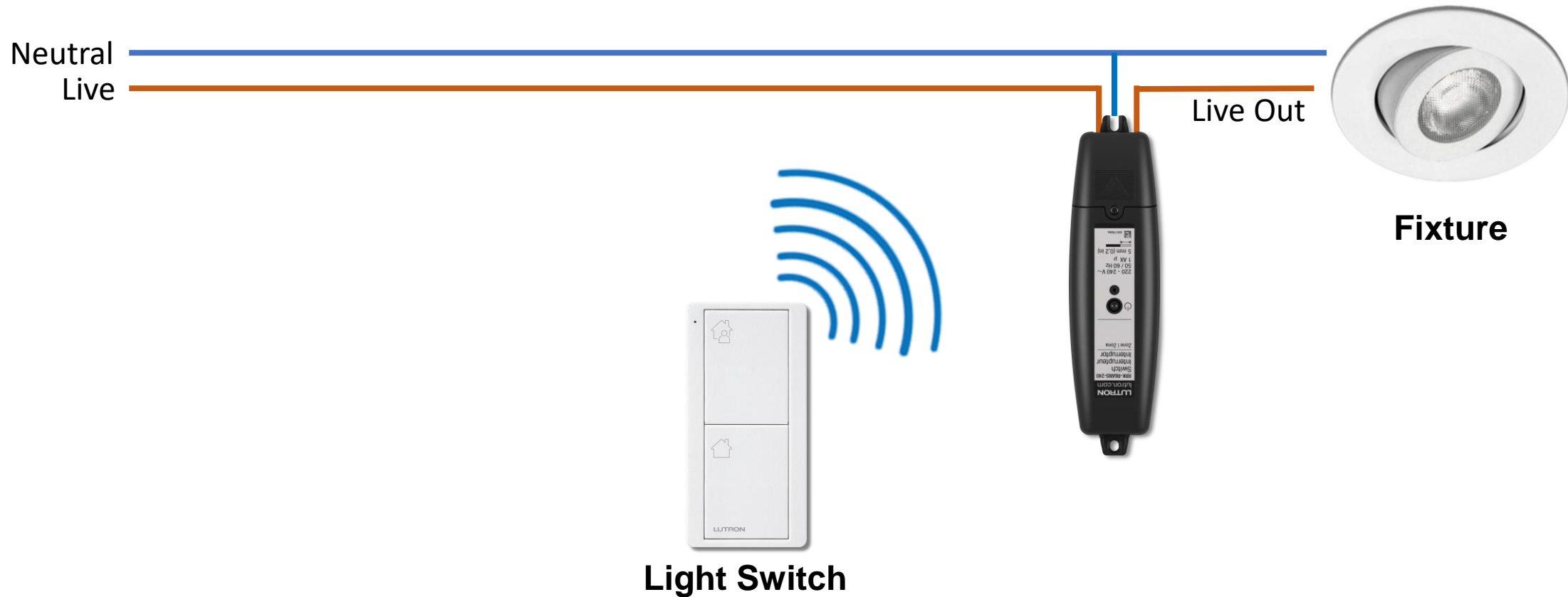


Occupancy
Sensors


Traditional Lighting Controls



RA2 Select Wiring



Simple To Install

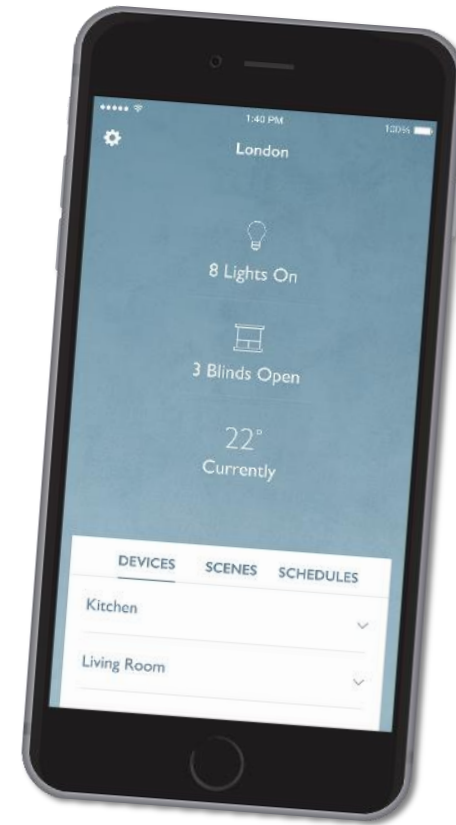


App Setup

- ✘ No PC software
- ✓ Minimal training
- ✓ Simple and fast



Setup using App





No internet connection required for on-site programming



Router

RJ45 cable











Repeater

Automatic Programming

RA2 knows common load names and typical scenes



		 Ceiling lights	 Island lights	 Pendant	 Blind
	Bright	100%	100%	100%	Open
	Cooking	100%	100%	50%	75% Open
	Dining	20%	65%	50%	Half Open
	Off	Off	Off	Off	Closed

RA2 Select System Design

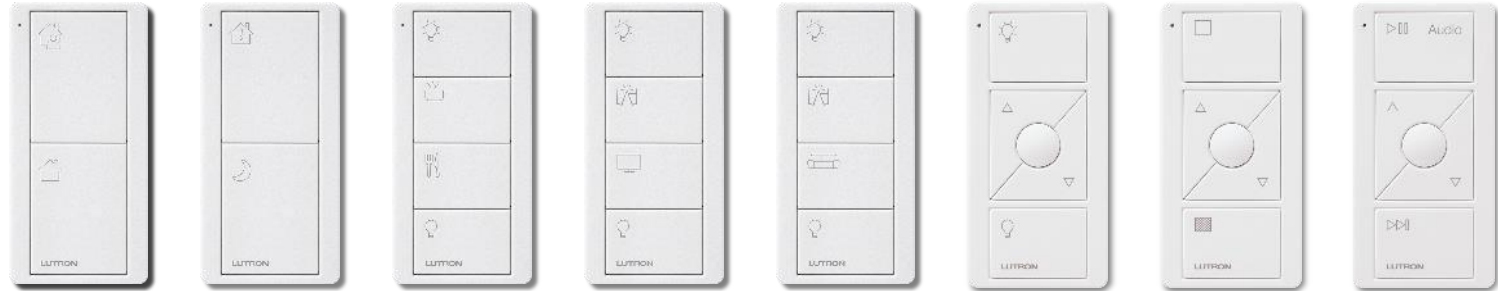
Step 1: Add the main repeater



Step 2: Pick your load controllers (switch / dim)



Step 3: Pick your Zone and Scene Picos



Lighting Control Institute

RA2 Select – Main Repeater

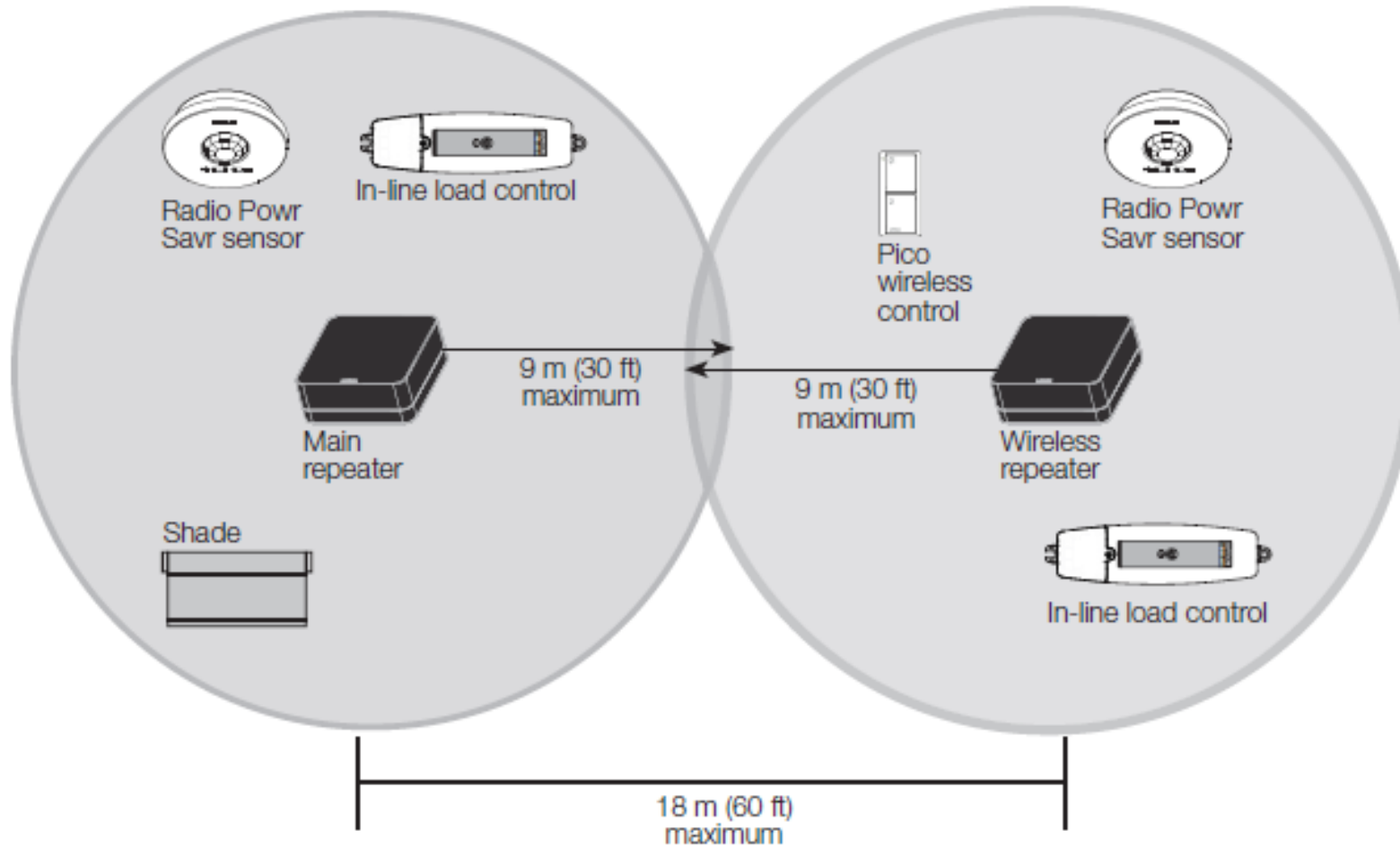


RA2 Select – Main Repeater and Devices



RA2 Select – Radio Range

9m
To Devices

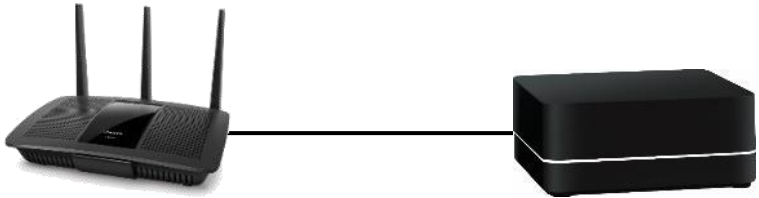


18m
Between
Repeaters

RA2 Select – Main and Aux Repeaters

1

Main
Repeater



4

Aux
Repeaters



RA2 Select – System Size

100

Devices Total





250W

Trailing Edge LED Dimmer

Inline Dimmer

1W

Minimum
Load



Inline Dimmer – LED Loads

250W

No **de-rating** required

see www.Lutron.com/LED





6A

Lighting Load

2A

Fans

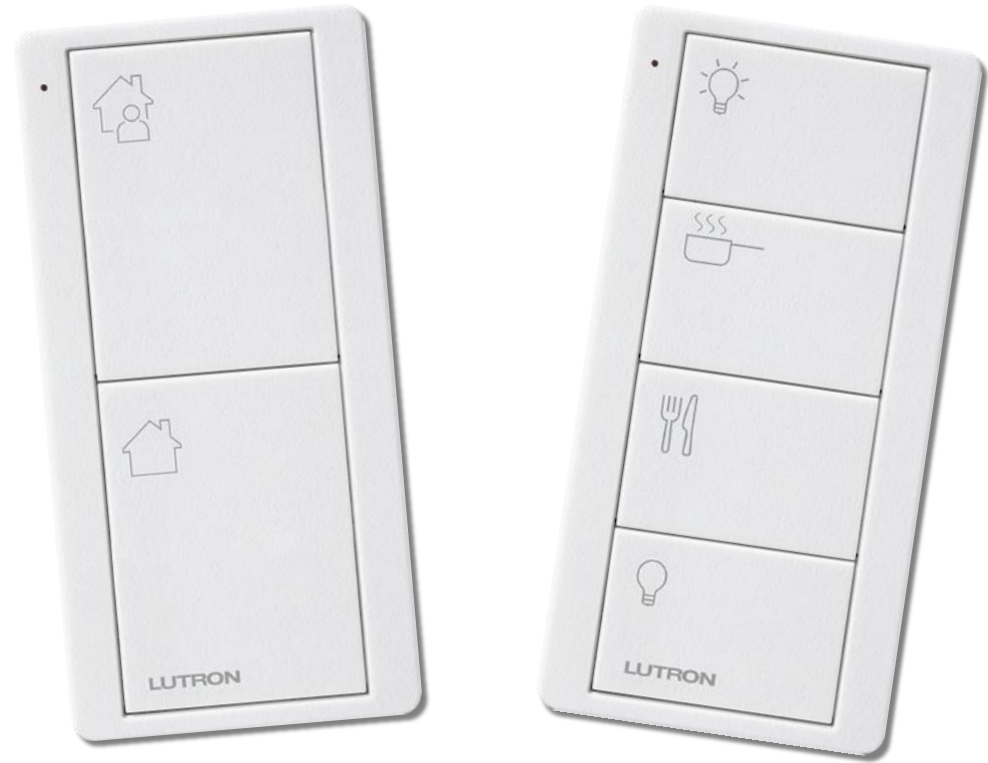
Inline Switch

“What about LED inrush?”

*Uses adaptive zero-cross switching
(just like the DIN-rail switching modules)
to prevent this being a problem...*



Pre-made common scenes



Pico Wireless Scene Keypads



Entry



Bedside



Kitchen



Living Room



Any Room

Automatic configuration of scenes for typical applications

Pico Wireless **Audio** Remotes



Simple Reliable Audio Control

- Play/Pause
- Volume Up
- Cycle thru favourite stations
- Volume Down
- Skip Track



SONOS

All speaker/amps supported
Automatic discovery of Sonos configuration

RA2 Select with Shades



Triathlon: Battery Powered (or 15V) and Wireless



SivoiaQS with Clear Connect RF “dongle”
(except venetian / tilting shades)

Lutron Sivoia RF and Triathlon Blinds



Roller blinds



Honeycomb blinds



Roman blind systems



Drapery systems

- RA2 Select works with Triathlon, Triathlon WIDR, and Sivoia QS Wireless
- Tilt function NOT supported (Horizontal Sheer or Venetian Blinds)


RA2 Select Features



Schedules



Geofencing



Smart Away
“Holiday Mode”

RA2 Select IoT Integration



* coming soon

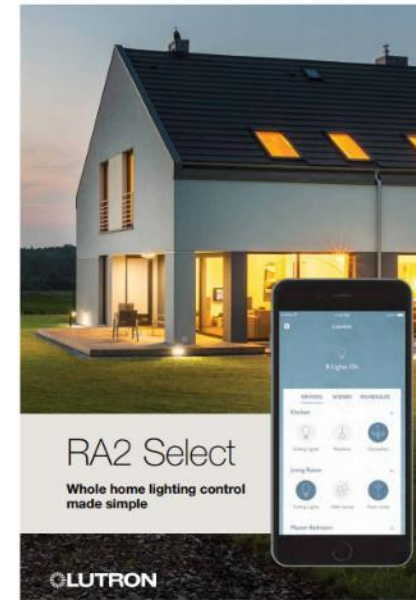
RA2 Select AV Integration via Ethernet



Lighting Control Institute

RA2 Select Sales Tools

- ✓ Consumer Brochure
- ✓ Trade Brochure
- ✓ Spec Submittals
- ✓ Install Guides



RA2 Select	RRK-SEL-REP2-BL	International Main Repeater
------------	-----------------	-----------------------------

RA2 Select Main Repeater

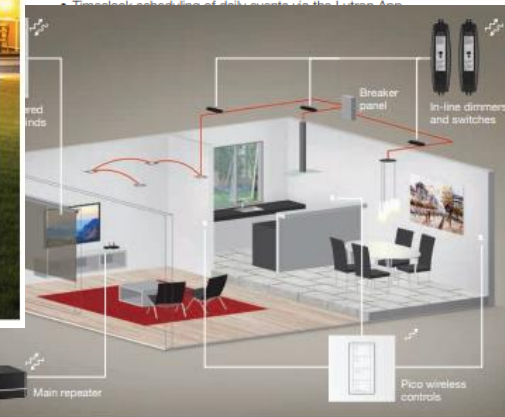
The RA2 Select main repeater allows for setup, control, and monitoring of select lighting devices and Lutron wireless shades from a smartphone or tablet using the Lutron App.

Features

- Supports up to 100 wireless devices (including dimmers, switches, Pico wireless controls, and wireless shades). The main repeater and additional wireless repeaters each count as one device.
- Programmed via the Lutron App (available for iOS and Android).
- Scene control via the Lutron App and Pico scene keypads.



RA2 Select Main Repeater



Power Supply	Country/Region	Frequency Band
	United Kingdom and European Union	868.0 MHz

Devices
 In-line dimmer
 In-line switch controls
 Wireless repeaters (up to 4 LK-REPRO-BL)
 Sylvania and Sivoia QS Wireless roller
 Shade track, Kirb6, and Roman shade

Simple retrofit solution

In-line dimmer / in-line switch fits in the ceiling void for fast, convenient installation. Pico wireless controls require no wires and last 10 years.

The main repeater is connected to the home network to enable set-up, control and monitoring via the Lutron App.



RA2 Select Demo Case



YouTube Channel

The screenshot shows the Lutron Electronics YouTube channel page. At the top, there is a search bar and navigation icons. Below the navigation is a grid of video thumbnails. The channel name "Lutron Electronics" is displayed with a subscriber count of 5,454. The "PLAYLISTS" tab is selected, showing a list of created playlists with their respective video counts:

- Commercial Solutions: 11
- Vive Support - UK: 14
- Lutron Technical Support: 30
- Vive Support - US: 19
- Latin America: 9
- RA2 Select Support: 5
- Quantum Support: 12
- Vive YouTube Channel: 4
- Lutron Connect Support: 5
- Caséta Wireless: 23

The screenshot shows the "RA2 Select - Europe" playlist page on the Lutron Electronics YouTube channel. The page features a header with navigation links (Home, Videos, Playlists, Channels, Discussion, About) and a search icon. Below the header is a banner for the playlist, including logos for Amazon Alexa, Logitech, Nest, Sonos, SmartThings, and Honeywell. The playlist title is "RA2 Select - Europe" with 7 videos and no views, updated yesterday. Below the banner is a list of 7 videos:

- Lutron RA2 Select System Overview by Lutron Electronics
- Lutron RA2 Select Dimmer Install by Lutron Electronics
- Lutron RA2 Select Pico Install by Lutron Electronics
- Lutron RA2 Select - Create a Schedule by Lutron Electronics
- Lutron RA2 Select - Create a Favorite Scene by Lutron Electronics
- Lutron RA2 Select - Editing Pico Keypad Settings by Lutron Electronics
- Lutron RA2 Select - Add a Sensor by Lutron Electronics



Lighting Control Institute