

RA2 Select



Complete smart
lighting and blinds
control solutions

Introducing RA2 Select.

Personalised smart lighting and blind control for any budget.

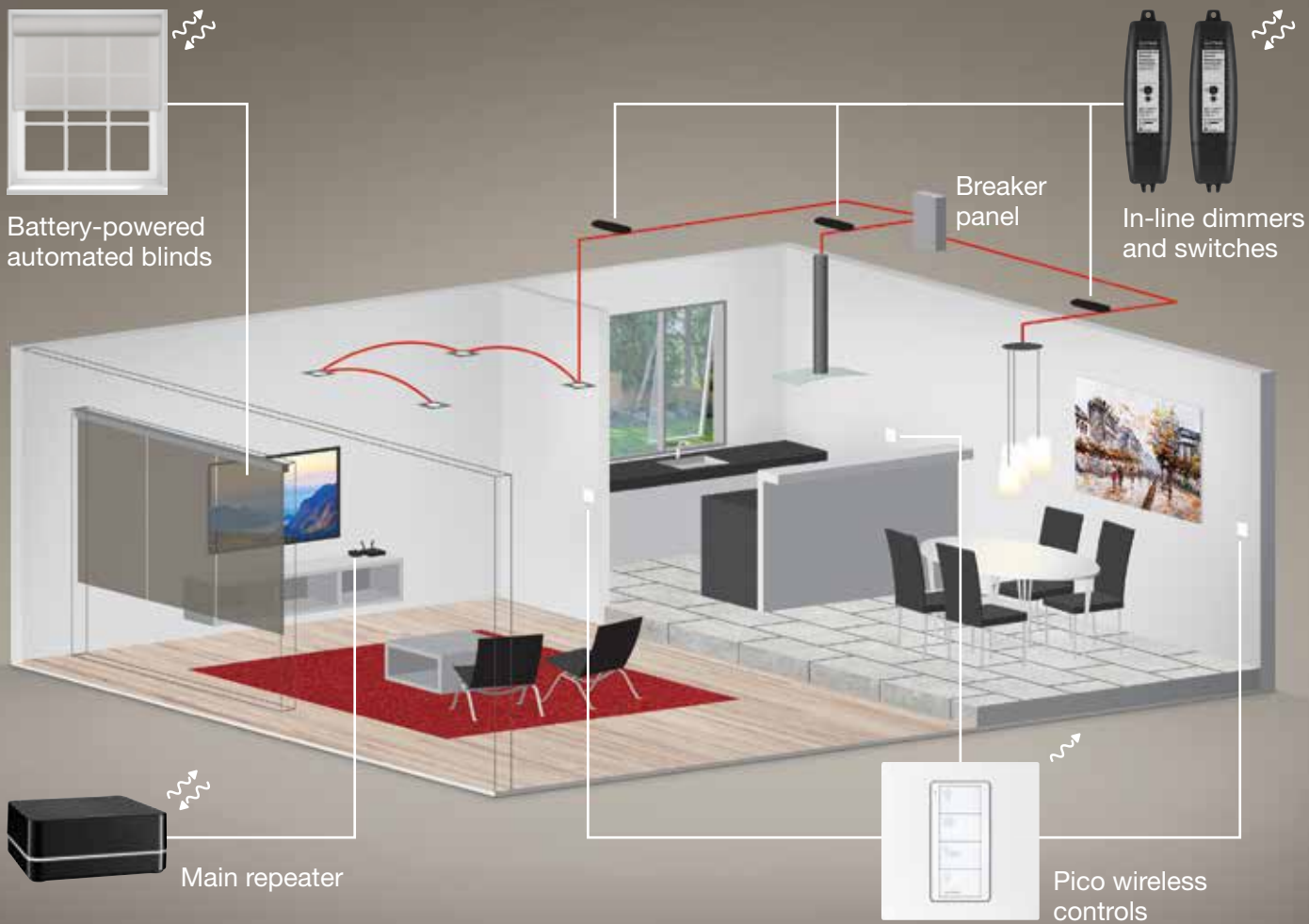


Why RA2 Select?

Simple. App-based setup, control, and monitoring; no training or PC required.

Fast. Pico scene keypads automatically configure typical lighting scenes based on the room and activity; no programming necessary.

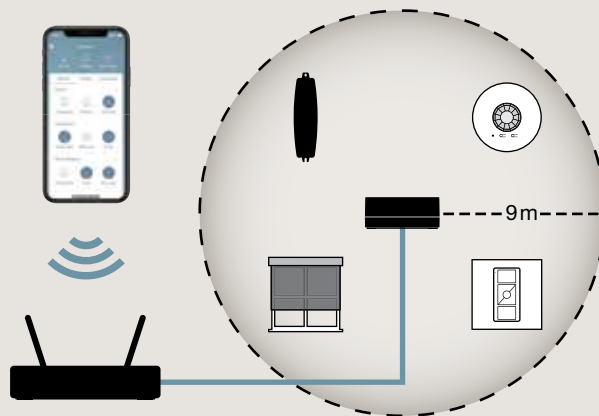
Flexible. Scalable up to 100 devices, including 4 Lutron wireless repeaters to extend range throughout the home.



Simple wireless solution

In-line dimmer/in-line switch fits in the ceiling void for fast, convenient installation. Pico wireless controls require no wires and batteries will last 10 years.

The main repeater is connected to the home network to enable setup, control, and monitoring via the Lutron App.












Pico scene keypad

Transform a room

Easily set multiple lights and blinds to just the right level, creating scenes for any activity. Scene keypads automatically configure to provide the best lighting for the task at hand in each scene.

In the kitchen, for example, lights and blinds can adjust for cooking, a quiet dinner, or cleaning up.

	 Ceiling lights	 Island lights	 Cabinet lights	 Blinds
 Bright	100%	100%	100%	Open
 Cooking	100%	100%	50%	75% Open
 Dining	20%	65%	50%	Half Open
Off	Off	Off	Off	Closed



Scene keypad

Remote control

Add control anywhere

The Pico is flexible, for control wherever it works best.



Mount it to a tabletop pedestal. Pedestals are available in single, double, and triple configurations.



Or mount it to a wall without cutting a hole or wiring anything. Add a screwless wallplate for a finishing touch.



Smart home made simple

Three key app features that will make a homeowner's life easier:



Scheduling — automatically adjusts lights and blinds at set times of day.



Geofencing — controls lights based on your location.

This feature can turn lights on for you when you arrive home and notify you if you have left lights on when you leave.

Setup made simple

Contractor setup in the Lutron App means you can bypass the homeowner registration process and quickly configure the system. The homeowner can register and access his system via an invitation from you. He can also access your contact information from the app if he needs professional support.



Smart Away — randomly turns lights on and off in the evening, so it looks like you're home, even when you're not.

Expand the system

RA2 Select works with smart home solutions from other best-in-class brands, to add even more convenience to your customers' lives.



Amazon Alexa

Create just the right light using Alexa voice control. Ask Alexa to turn lights on, off, or dim them to your favourite level. (Not available in China)



Apple® HomeKit™

The Smart Bridge contains Apple HomeKit technology, so you can use Siri® to control your lights and blinds.



The Google® Assistant

Control lights and blinds with just your voice. (Not available in China)



Honeywell Wi-Fi Thermostats

Choose from a wide variety of thermostat options to control the temperature in your home, from anywhere. Compatible with all Honeywell Wi-Fi thermostats, including Lyric Round and T Series. (Not available in all countries)



IFTTT (If This Then That)

Create IFTTT recipes: a sequence of conditions that when triggered (If This) cause your RA2 Select system to turn on the lights or open the blinds (Then That).



Sonos

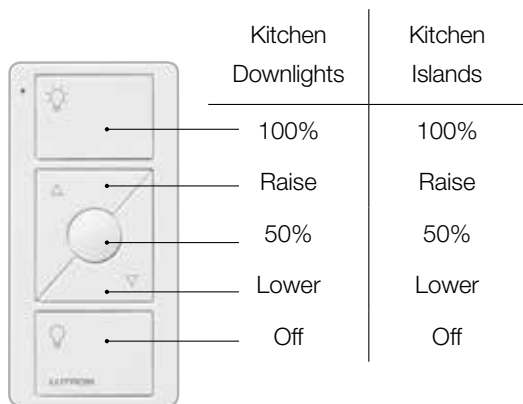
Control your Sonos Home Sound System from a Pico remote control for audio, from scenes in the Lutron App, or from a Pico scene keypad.

The Power of Pico Controls

Flexibility of choice

Pico wireless control

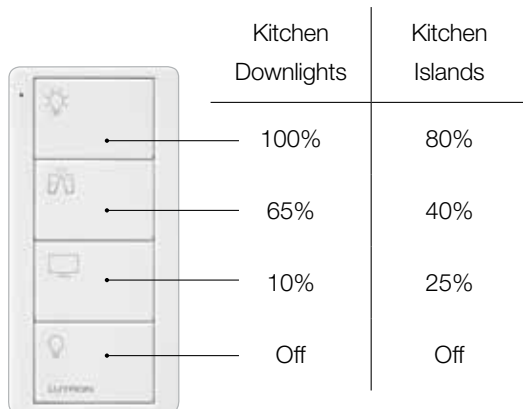
All assigned lights will go to the same level for each button



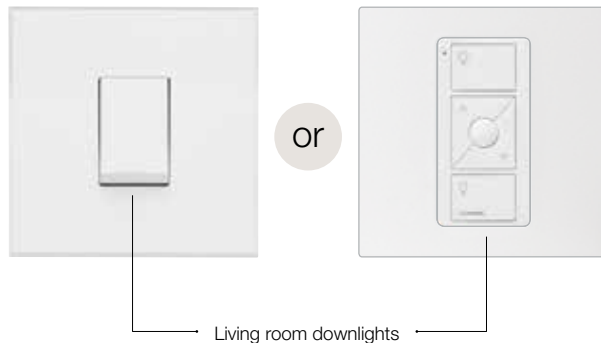
or

Pico scene keypad

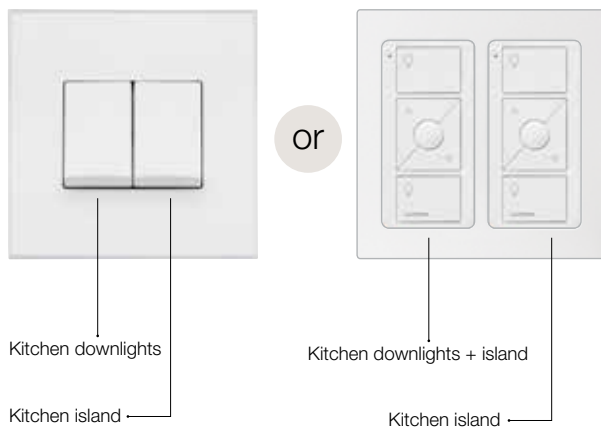
Set lights, blinds, and audio to unique levels for each button



1-Gang switch to Pico remote*



2-Gang switch to Pico remote*



* In-line dimmer/switch required for each lighting circuit

The Power of Pico Controls

Flexibility of choice

3-or-4 Gang switch to Pico keypad and remotes*




Kitchen
downlights

Kitchen
island

Dining
chandelier

Living room
downlights

or



Scenes that include
all four zones of light

Kitchen
downlights
+ island

Dining chandelier

Placement

You can mount a Pico to any wall surface without running wire, or use it on a pedestal for convenient tabletop control.

The Pico also features a 10-year battery life.



* In-line dimmer/switch required for each lighting circuit

System components

Repeaters, In-line Dimmer/Switch,
and Pico Scene Keypads



Repeater



Dimmers and Switches



RF module



2-button scene keypads



4-button scene keypads

Name	Model number	Description/ Specifications
Repeaters		
Main repeater	RR__-SEL-REP2-BL	Allows for setup, control, and monitoring of multiple devices
Wireless repeater	L__-REPPRO-BL	Use up to four to extend the RF range
Dimmers and Switches		
In-line RF dimmer	RR__-R25NE-240	250W LED/Hal/Inc/Elv in-line RF dimmer with neutral wire
In-line RF switch	RR__-R6ANS-240	6A general lighting (2A motor) in-line RF switch with neutral wire
16A Relay Module	LM__-16R-DV-B	RF Relay Module with Softswitch — 16A (adaptable box not included)
0-10V Dimming Module	LM__-5T-DV-B	RF Dimming Module with 0-10V control (adaptable box not included)
Pico Scene Keypads		
Entry keypad	P__2-2B-TXX-P01	2-button pre-engraved keypad with Home and Away scenes
Bedside keypad	P__2-2B-TXX-P02	2-button pre-engraved keypad with Alert and Goodnight scenes
Living Room keypad	P__2-4B-TXX-P01	4-button pre-engraved keypad with Bright, Entertain, Movie, and Off scenes
Kitchen keypad	P__2-4B-TXX-P02	4-button pre-engraved keypad with Bright, Cooking, Dining, and Off scenes
Any Room keypad	P__2-4B-TXX-P03	4-button pre-engraved keypad with Bright, Entertain, Relax, and Off scenes

XX denotes colour suffix

Matt Colours



Arctic White Black

__ denotes location code

M

China,
Singapore

N

India

Q

Hong Kong, Australia,
New Zealand, Russia

System components

Pico Remote Controls



Custom light keypad



Light remotes



Light remotes



Blind remote



Audio remote

Name	Model number	Description/ Specifications
Pico Remote Controls		
Custom light keypad	P__2-4B-TXX-EL1	4-button, zone lights, custom engraved (On, Raise, Lower, Off)
	P__2-4B-TXX-EL2	4-button, scene lights, custom engraved (On, 66%, 33%, Off)
Custom blind keypad	P__2-4B-TXX-ES1	4-button, zone blinds, custom engraved (On, Raise, Lower, Off)
	P__2-4B-TXX-ES2	4-button, scene blinds, custom engraved (On, 66%, 33%, Off)
Light remote	P__2-2B-TXX-L01	2-button with light icons (On, Off)
	P__2-2BRL-TXX-L01	2-button with raise/lower with light icons
	P__2-3B-TXX-L01	3-button with light icons (On, Favourite, Off)
	P__2-3BRL-TXX-L01	3-button with raise/lower with light icons
	P__2-4B-TXX-L01	4-button, zone lights icon (On, Raise, Lower, Off)
Blind remote	P__2-4B-TXX-L31	4-button, scene lights icon (On, 66%, 33%, Off)
	P__2-3BRL-TXX-S01	3-button with raise/lower with blinds icons
	P__2-4B-TXX-S01	4-button, zone blinds icon (On, Raise, Lower, Off)
Audio remote	P__2-4B-TXX-S31	4-button, scene blinds icon (On, 66%, 33%, Off)
	P__2-3BRL-TXX-A01	3-button with raise/lower with audio icons

XX denotes colour suffix

Matt Colours



Arctic White Black

__ denotes location code

M

China,
Singapore

N

India

Q

Hong Kong, Australia,
New Zealand, Russia

System components

Wireless Sensors and Automated Blinds



Ceiling Sensor



Wall Sensor



Automated Blind

Name	Model number	Description/ Specifications
Radio Powr Savr Wireless Occupancy Sensors		
Occupancy sensors	LRF__-OCR2B-P-WH	Ceiling mount
	LRF__-OKLB-P-WH	Corner mount
	LRF__-OWLB-P-WH	Wall mount
Automated Blinds		
Sivoia QS Triathlon (Not available in all countries)	Please see lutron.com/asia	Roller and honeycomb blinds
Sivoia QS Wireless	Please see lutron.com/asia	Roller, honeycomb, roman, and venetian blinds and drapery systems

__ denotes location code

4 China, Singapore
5 India
7 Hong Kong, Australia, New Zealand, Russia

HomeKit™ requires an iPhone®, iPad®, or iPod touch® with iOS 8.1 or later.

The main repeater enables RA2 Select components to work with HomeKit technology.

Controlling HomeKit-enabled accessories away from home requires an Apple TV® (3rd generation or later) with Apple TV software 7.0 or later and an iPhone, iPad, or iPod touch with iOS 8.1 or later.

Apple, Apple TV, iPhone, iPad, iPod touch and Siri are trademarks of Apple Inc., registered in the U.S. and other countries. HomeKit is a trademark of Apple Inc.

Android is a trademark of Google Inc.

The Lutron logo, Lutron, Maestro, Pico, RA2 Select, Sivoia, SoftSwitch, and Triathlon are trademarks or registered trademarks of Lutron Electronics Co., Inc., in the U.S. and/or other countries.

Customer Assistance

China: Mainland

4000-463-600

lutronchina@lutron.com

Hong Kong

800-908-673

lutronhk@lutron.com

Macau:

0800-401

lutronhk@lutron.com

India:

1800-102-0093

lutronindia@lutron.com

Other regions:

+91 124 4390130

lutronindia@lutron.com

