




Wiring ducts

Easily allows for organization,
pulling and separation of cables



Wiring ducts

Index

Halogen free wiring ducts with vertical slots	4
Thermoplastic wiring ducts with vertical slots	5
Flexible thermoplastic wiring ducts	6
Thermoplastic wiring ducts with circular knockouts	9

Wiring ducts

Thermoplastic wiring ducts with vertical slots



Specifications

- RAL 7035 grey
- dimensional stability from -40 to +100 °C
- halogen-free thermoplastic material
- resistant to acids, oils and greases
- standard 2-metre length

Standards

- material in compliance with VDE 0472 Part 815 Standard: Br + Cl < 0.2 %, F < 0.1 %
- smoke toxicity index: 23.7 according to NF X70-100 and NF F16-101 Standards
- smoke opacity index*: Dsm 336.2 (2 mm) V0F4 230.3 (2 mm) in compliance with NF X10-702 Standard (reference NF F16-101)
** in the event of fire, it is extremely important for the smoke opacity level to be as low as possible during the first 4 minutes in order to allow people to move away from the areas of risk*
- on the basis of the values obtained during the smoke opacity and toxicity tests, the material falls within class F2 (in compliance with NF F16-101 Standard)
- insulating, shock-proof, self-extinguishing material in compliance with UL 94 V0 Standard and resistant to abnormal heat and fire up to 960°C (glow wire test) in compliance with IEC 695-2-1 Standard
- trunkings comply with the EN 50085-2-3 European Standard

Features

- absence of burrs, rounded internal edges
- dimensions and resilience of ribs guarantee repeated splaying during the wiring phase
- controlled splaying of sides for guaranteeing a perfect seal of the cover in vertical sections and in the case of high temperatures
- two prearranged trimming lines: one line at the basis of ribs in order to remove them by bending them towards the outside direction and another line at the basis of the wall in order to cut the edge when two connection ducts are used
- cable holder mouldings halfway along the straight section of the ribs in 80 mm high ducts
- fields of application: residential, industrial and commercial

Wiring ducts

Halogen free wiring ducts with vertical slots



Wiring duct with 8/12 mm slots

GID	Product Ref.	Width [mm]	Height [mm]	Weight [Kg/m]	Pack [metres]
1SL9019A00	1SL9019A00	15	17	0,08	46
1SL9033A00	1SL9033A00	25	30	0,24	58
1SL9035A00	1SL9035A00	40	30	0,29	40
1SL9037A00	1SL9037A00	60	30	0,37	52
1SL9043A00	1SL9043A00	25	40	0,25	48
1SL9045A00	1SL9045A00	40	40	0,33	30
1SL9047A00	1SL9047A00	60	40	0,43	40
1SL9049A00	1SL9049A00	80	40	0,49	32
1SL9051A00	1SL9051A00	100	40	0,63	24
1SL9053A00	1SL9053A00	120	40	0,74	20
1SL9063A00	1SL9063A00	25	60	0,33	34
1SL9065A00	1SL9065A00	40	60	0,39	22
1SL9067A00	1SL9067A00	60	60	0,54	32
1SL9069A00	1SL9069A00	80	60	0,68	24
1SL9071A00	1SL9071A00	100	60	0,75	20
1SL9073A00	1SL9073A00	120	60	0,94	14
1SL9083A00	1SL9083A00	25	80	0,41	28
1SL9085A00	1SL9085A00	40	80	0,44	36
1SL9087A00	1SL9087A00	60	80	0,58	24
1SL9089A00	1SL9089A00	80	80	0,71	16
1SL9091A00	1SL9091A00	100	80	0,83	16
1SL9093A00	1SL9093A00	120	80	1,08	12

Wiring duct with 4/6 mm slots

GID	Product Ref.	Width [mm]	Height [mm]	Weight [Kg/m]	Pack [metres]
1SL9119A00	1SL9119A00	15	17	0,08	46
1SL9133A00	1SL9133A00	25	30	0,24	58
1SL9135A00	1SL9135A00	40	30	0,27	40
1SL9137A00	1SL9137A00	60	30	0,36	52
1SL9143A00	1SL9143A00	25	40	0,27	48
1SL9145A00	1SL9145A00	40	40	0,30	30
1SL9147A00	1SL9147A00	60	40	0,39	40
1SL9149A00	1SL9149A00	80	40	0,51	32
1SL9151A00	1SL9151A00	100	40	0,65	24
1SL9153A00	1SL9153A00	120	40	0,75	20
1SL9163A00	1SL9163A00	25	60	0,34	34
1SL9165A00	1SL9165A00	40	60	0,41	22
1SL9167A00	1SL9167A00	60	60	0,53	32
1SL9169A00	1SL9169A00	80	60	0,61	24
1SL9171A00	1SL9171A00	100	60	0,76	20
1SL9173A00	1SL9173A00	120	60	0,96	14
1SL9183A00	1SL9183A00	25	80	0,40	28
1SL9185A00	1SL9185A00	40	80	0,47	36
1SL9187A00	1SL9187A00	60	80	0,62	24
1SL9189A00	1SL9189A00	80	80	0,71	16
1SL9191A00	1SL9191A00	100	80	0,83	16
1SL9193A00	1SL9193A00	120	80	1,10	12

Wiring ducts

Thermoplastic wiring ducts with vertical slots



Specifications

- colour RAL 7030 grey
- plastic, insulating, shock-proof, self-extinguishing material
- minimum storage/transport temperature -5 °C
- minimum installation and usage temperature -15 °C
- maximum usage temperature +60 °C
- resistant to acids, oils and greases
- designed to snap onto the Fix-O-rapid special accessory, suitable to be fastened both to DIN rail and base plate
- the ribs are cut using a special pressing process (rounding of the edges) producing wiring ducts completely free of burr and rough edges
- the dimensions and resilience of the ribs ensure repeated splaying during cabling
- cable holder mouldings half-way up the straight section of the ribs in 80 and 100-mm high wiring ducts
- standard 2-metre length

Standards

- material in compliance with UL 94 V0 Standard and resistant to abnormal heat and fire up to 960 °C (glow wire test) in compliance with IEC 695-2-1 Standard

Features

- no burr, rounded-off inner edges
- new rib profile makes it easy to open and close the cover and guarantees that it clips on more safely
- controlled splaying of sides to ensure a perfect seal of the cover in the vertical sections and at high temperatures
- double trimming line, one at the base of the ribs so that they can be removed by bending them outwards and one at the base of the lateral sides so that the edge can be cut when two wiring ducts are branched
- cover can be opened without having to use a special tool
- can be mounted on horizontal or vertical surfaces even when the cover is on the bottom
- industrial application



Approved by Canadian Standards Association



RINA Approved
Declaration N° ELE/130607/CS



Approved by Underwriters Laboratories



IMQ mark in compliance with EN 50085-2-3



Wiring ducts

Thermoplastic wiring ducts with vertical slots



Wiring duct with 8/12 mm slots

GID	Product Ref.	Width [mm]	Height [mm]	Weight [kg/m]	Pack [metres]
M050190000	05 019	15	17	0,06	46
M050330000	05 033	25	30	0,21	58
M050350000	05 035	40	30	0,27	38
M050370000	05 037	60	30	0,38	52
M050430000	05 043	25	40	0,25	48
M050450000	05 045	40	40	0,31	30
M050470000	05 047	60	40	0,46	40
M050490000	05 049	80	40	0,47	32
M050510000	05 051	100	40	0,55	24
M050530000	05 053	120	40	0,65	20
M050630000	05 063	25	60	0,24	34
M050650000	05 065	40	60	0,34	22
M050670000	05 067	60	60	0,47	32
M050690000	05 069	80	60	0,52	24
M050710000	05 071	100	60	0,59	20
M050730000	05 073	120	60	0,73	14
M050830000	05 083	25	80	0,29	28
M050850000	05 085	40	80	0,38	36
M050870000	05 087	60	80	0,50	24
M050890000	05 089	80	80	0,59	16
M050910000	05 091	100	80	0,68	16
M050930000	05 093	120	80	0,89	12
M050940000	05 094	25	100	0,46	20
M050950000	05 095	40	100	0,53	28
M050960000	05 096	60	100	0,73	20
M050970000	05 097	80	100	0,91	14
M050980000	05 098	100	100	1,06	8
M050990000	05 099	150	100	1,37	8

Wiring duct with 4/6 mm slots

GID	Product Ref.	Width [mm]	Height [mm]	Weight [kg/m]	Pack [metres]
M051190000	05 119	15	17	0,06	46
M051330000	05 133	25	30	0,21	58
M051350000	05 135	40	30	0,27	38
M051370000	05 137	60	30	0,38	52
M051430000	05 143	25	40	0,25	48
M051450000	05 145	40	40	0,31	30
M051470000	05 147	60	40	0,46	40
M051490000	05 149	80	40	0,47	32
M051510000	05 151	100	40	0,55	24
M051530000	05 153	120	40	0,65	20
M051630000	05 163	25	60	0,24	34
M051650000	05 165	40	60	0,34	22
M051670000	05 167	60	60	0,47	32
M051690000	05 169	80	60	0,52	24
M051710000	05 171	100	60	0,59	20
M051730000	05 173	120	60	0,73	14
M051830000	05 183	25	80	0,29	28
M051850000	05 185	40	80	0,38	36
M051870000	05 187	60	80	0,50	24
M051890000	05 189	80	80	0,59	16
M051910000	05 191	100	80	0,68	16
M051930000	05 193	120	80	0,89	12
M051940000	05 194	25	100	0,46	20
M051950000	05 195	40	100	0,53	28
M051960000	05 196	60	100	0,73	20
M051970000	05 197	80	100	0,91	14
M051980000	05 198	100	100	1,06	8
M051990000	05 199	150	100	1,37	8

Wiring ducts

Thermoplastic wiring ducts with vertical slots




Spare covers

GID	Product Ref.	Description	Unit/pack [meters]
M053000000	05 300	Trunking base 15 mm	2/200
M053020000	05 302	Trunking base 25 mm	2/60
M053040000	05 304	Trunking base 40 mm	2/40
M053060000	05 306	Trunking base 60 mm	2/24
M053080000	05 308	Trunking base 80 mm	2/16
M053100000	05 310	Trunking base 100 mm	2/48
M053120000	05 312	Trunking base 120 mm	2/36
M053140000	05 314	Trunking base 150 mm	2/28

Spare covers Halogen free

GID	Product Ref.	Description	Unit/pack [meters]
1SL5316A00	1SL5316A00	Trunking base 15 mm	2/200
1SL5317A00	1SL5317A00	Trunking base 25 mm	2/60
1SL5318A00	1SL5318A00	Trunking base 40 mm	2/40
1SL5319A00	1SL5319A00	Trunking base 60 mm	2/24
1SL5320A00	1SL5320A00	Trunking base 80 mm	2/16
1SL5321A00	1SL5321A00	Trunking base 100 mm	2/48
1SL5322A00	1SL5322A00	Trunking base 120 mm	2/36



Fix-O-rapid

Rapid clip for DIN rail

GiD	Product Ref.	Description	Box / Pack [pieces]	GID	Product Ref.	Description	Box / Pack [pieces]
M052500000	05 250	Trunking base 25 mm	20/600	M052700000	05 270	Trunking base 25 mm	20/600
M052520000	05 252	Trunking base 40 mm	20/600	M052720000	05 272	Trunking base 40 mm	20/600
M052540000	05 254	Trunking base 60 mm	20/600	M052740000	05 274	Trunking base 60 mm	20/600
M052560000	05 256	Trunking base 80 mm	20/240	M052760000	05 276	Trunking base 80 mm	20/240
M052580000	05 258	Trunking base 100 mm	20/240	M052780000	05 278	Trunking base 100 mm	20/240
M052600000	05 260	Trunking base 120 mm	20/240	M052800000	05 280	Trunking base 120 mm	20/240
M052620000	05 262	Trunking base 150 mm	20/240	M052820000	05 282	Trunking base 150 mm	20/240

Duct shears

GID	Product Ref.	Pack [pieces]
M052650000	05 265	1



Rivet fastener

GID	Product Ref.	Description	Box / Pack [pieces]
M052660000	05 266	For ø 4 and 6mm rivets	1/12

Plastic cable retainer

GID	Product Ref.	Description	Pack [pieces]
M052240000	05 224	Trunking base 40 mm	100
M052260000	05 226	Trunking base 60 mm	100
M052280000	05 228	Trunking base 80 mm	100
M052300000	05 230	Trunking base 100/120 mm	100



Plastic label tag


GID	Product Ref.	Description [mm]	Pack [pieces]
M052400000	05 240	Suitable for wiring ducts with 8/12 mm slots only.	100

Plastic rivet

GID	Product Ref.	Description [mm]	Pack [pieces]
M052140000	05 214	Ø 4 mm	100
M052160000	05 216	Ø 6 mm	100

Wiring ducts

Flexible thermoplastic wiring ducts



Specifications

- colour RAL 7040 grey
- plastic, insulating, shock-proof, self-extinguishing material
- resistant to acids, oils and greases
- standard 500-mm length

Standards

- material in compliance with UL 94 V2 Standard and resistant to permanent temperature of 80 °C and peaks up to 110 °C in compliance with IEC 216 Standards

Features

- ribs alternate and angle slightly inwards to make it easier to insert and extract cables
- no covers so that cables can be constantly monitored
- possibility of fastening using screws and rivets or bi-adhesive tape which sticks strongly to the steel (pre-mounted)
- suitable for connecting panels and doors with compass-opening mechanisms and in general for applications where cabling is subject to bending and twisting
- industrial application



Flexible wiring duct

Slot pitch 7.5/5.

GID	Product Ref.	Width x height [mm]	Weight [kg/piece]	Pack [pieces]
M05400000	05 400	12,5x12,5	0,011	112
M054020000	05 402	16x16	0,014	84
M054050000	05 405	20x20	0,024	112
M054100000	05 410	25x25	0,033	70
M054150000	05 415	30x30	0,044	50
M054200000	05 420	40x40	0,066	50
M054250000	05 425	50x50	0,100	32

Wiring ducts

Thermoplastic wiring ducts with circular knockouts



Technical information

- colour RAL 7030 grey
- plastic, insulating, shock-proof, self-extinguishing material
- dimensional stability from -20 to +60°C
- resistant to acids, oils and greases
- standard 2-metre length

Standards

- material in compliance with UL 94 V0 Standard and resistant to abnormal heat and fire up to 960°C (glow wire test) in compliance with IEC 695-2-1 Standard

Features

- circular knockouts on sides with alternate diameters of 18 and 23 mm and interaxis of 50 mm
- ideal solution for branch connection of rigid or corrugated conduits
- specially designed for specific applications, such as lifts
- industrial application



Flexible wiring duct

Slot pitch 7.5/5.

GID	Product Ref.	Width x height [mm]	Weight [kg/piece]	Pack [pieces]
M053300000	05 330	50x50	0,603	36
M053310000	05 331	100x60	0,952	18



Contact

Contact United Kingdom:

Thomas & Betts. A Member of the ABB Group

Wilford Road
Nottingham NG2 1EB
United Kingdom
Tel: +44 (0)115 964 3700
Fax: +44 (0)115 986 0538

www.tnb-europe.com
www.abb.com

Contact other countries - Customer Service:

Thomas & Betts. A Member of the ABB Group

European Customer Service / Distribution Centre
Boulevard du Millennium 8
7110 Houdeng-Goegnies
Belgium
Phone: +32 (0) 64 88 63 88
Fax: : +32 (0) 64 88 65 50

www.tnb-europe.com
www.abb.com

Note

We reserve the right to make technical changes or modify the contents of this document without prior notice. ABB does not accept any responsibility whatsoever for potential errors or possible lack of information in this document.

We reserve all rights in this document en in the subject matter and illustrations contained therein. Any reproduction, disclosure to third parties or utilization of its contents - in whole or in parts - is forbidden without prior written consent of ABB.

Copyright 2015 ABB - All rights reserved