


Attraction in simplicity. Kalo





Kalo

Attraction in simplicity.





Intelligently designed with simplicity... Pure and attractive design of Kalo will bring style and beauty into your venues.

Kalo

Attraction in simplicity.



Frame Color:

White

Cover Color:


White

Kalo

Attraction in simplicity.



1 Gang 1 Way Switch



2 Gang 1 Way Switch



3 Gang 1 Way Switch



4 Gang 1 Way Switch



1 Gang 2 Way Switch




2 Gang 2 Way Switch



3 Gang 2 Way Switch



4 Gang 2 Way Switch



1 Gang 1 Way 20AX DP Switch Illuminated




1 Gang Intermediate Switch



1 Gang 1 Way 20AX DP Switch Illuminated - Marked Water Heater



1 Gang 1 Way Push Switch - Marked Bell




1 Gang 1 Way Push Switch



1 Gang 1 Way 32A DP Switch




1 Gang 1 Way 45A DP Switch



1 Gang 15A Switch Socket SP



1 Gang 13A Switch Socket SP



2 Gang 13A Switch Socket SP




1 Gang 13A Switch Socket SP - Illuminated




2 Gang 13A Switch Socket SP - Illuminated




1 Gang Universal Switch Socket SP



Cooker Control Unit



1 Gang TV Outlet - End of Line



1 Gang TV Outlet - Loop Through



1 Gang Sat Outlet



1 Gang Telephone Outlet



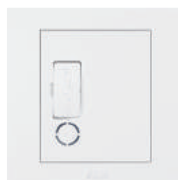
1 Gang Data Outlet Cat. 5e



1 Gang Data Outlet Cat. 6



Flex Outlet




Fused connection Unit Unswitched with Flex Outlet




Fused Connection Unit Switched with Flex Outlet - Illuminated



1 Gang Rotary Dimmer



1 Gang Blank Plate



2 Gang Blank Plate



TV/FM Splitter





Shaver Socket


Kalo


Attraction in simplicity.


SWITCHES


	Type	Description	Technical Data	Flush-mounted Box Dimension
	BH101	1 Gang 1 Way Switch	10AX	35 mm


	Type	Description	Technical Data	Flush-mounted Box Dimension
	BH102	2 Gang 1 Way Switch	10AX	35 mm


	Type	Description	Technical Data	Flush-mounted Box Dimension
	BH103	3 Gang 1 Way Switch	10AX	35 mm


	Type	Description	Technical Data	Flush-mounted Box Dimension
	BH104	4 Gang 1 Way Switch	10AX	35 mm

	Type	Description	Technical Data	Flush-mounted Box Dimension
	BH105	1 Gang 2 Way Switch	10AX	35 mm


	Type	Description	Technical Data	Flush-mounted Box Dimension
	BH106	2 Gang 2 Way Switch	10AX	35 mm


	Type	Description	Technical Data	Flush-mounted Box Dimension
	BH107	3 Gang 2 Way Switch	10AX	35 mm

	Type	Description	Technical Data	Flush-mounted Box Dimension
	BH108	4 Gang 2 Way Switch	10AX	35 mm


	Type	Description	Technical Data	Flush-mounted Box Dimension
	BH111	1 Gang 1 Way DP Switch Illuminated	20AX	35 mm


	Type	Description	Technical Data	Flush-mounted Box Dimension
	BH119	1 Gang Intermediate Switch	10AX	35 mm

	Type	Description	Technical Data	Flush-mounted Box Dimension
	BH-171WH	1 Gang 1 Way 20AX DP Switch Illuminated - Marked Water Heater	20AX	35 mm


	Type	Description	Technical Data	Flush-mounted Box Dimension
	BH429	1 Gang 1 Way Push Switch - Marked Bell	10A	35 mm

	Type	Description	Technical Data	Flush-mounted Box Dimension
	BH430	1 Gang 1 Way Push Switch	10A	35 mm


	Type	Description	Technical Data	Flush-mounted Box Dimension
	BH176	1 Gang 1 Way DP Switch	32A	47 mm


	Type	Description	Technical Data	Flush-mounted Box Dimension
	BH177	1 Gang 1 Way DP Switch	45A	47 mm


SOCKETS

	Type	Description	Technical Data	Flush-mounted Box Dimension
	BH209	1 Gang Switch Socket SP	15A	35 mm

	Type	Description	Technical Data	Flush-mounted Box Dimension
	BH224	1 Gang Switch Socket SP	13A	35 mm

	Type	Description	Technical Data	Flush-mounted Box Dimension
	BH227	2 Gang Switch Socket SP	13A	35 mm

	Type	Description	Technical Data	Flush-mounted Box Dimension
	BH229	1 Gang Switch Socket SP - Illuminated	13A	35 mm

	Type	Description	Technical Data	Flush-mounted Box Dimension
	BH230	2 Gang Switch Socket SP - Illuminated	13A	35 mm

* The dimensions are minimum recommended flush-mounting box depths.

Kalo

Attraction in simplicity.



Type	Description	Technical Data	Flush-mounted Box Dimension
BH294	1 Gang Universal Switch Socket SP	13A	35 mm



Type	Description	Technical Data	Flush-mounted Box Dimension
BH118	Cooker Control Unit	45A / 13A	47 mm



Type	Description	Technical Data	Flush-mounted Box Dimension
BH401	Shaver Socket	input 230V, 50Hz/60Hz outlet: 115V/230V, 20VA	47 mm

FCU & FLEX OUTLETS



Type	Description	Technical Data	Flush-mounted Box Dimension
BH120	Flex Outlet	20A	35 mm



Type	Description	Technical Data	Flush-mounted Box Dimension
BH506	Fused connection Unit Unswitched with Flex Outlet	13A	35 mm



Type	Description	Technical Data	Flush-mounted Box Dimension
BH507	Fused Connection Unit Switched with Flex Outlet - Illuminated	13A	35 mm

DATA OUTLETS



Type	Description	Technical Data	Flush-mounted Box Dimension
BH301	1 Gang TV Outlet	end of line	35 mm



Type	Description	Technical Data	Flush-mounted Box Dimension
BH304	1 Gang TV Outlet	loop-through	35 mm



Type	Description	Technical Data	Flush-mounted Box Dimension
BH307	1 Gang Sat Outlet	F - type,	35 mm



Type	Description	Technical Data	Flush-mounted Box Dimension
BH321	1 Gang Telephone Outlet	RJ11	35 mm



Type	Description	Technical Data	Flush-mounted Box Dimension
BH331	1 Gang Data Outlet	RJ45 Cat. 5e	35 mm



Type	Description	Technical Data	Flush-mounted Box Dimension
BH333	1 Gang Data Outlet	RJ45 Cat. 6	35 mm



Type	Description	Technical Data	Flush-mounted Box Dimension
BH314	TV/FM Splitter	5-1000 MHz	25 mm


OTHERS



Type	Description	Technical Data	Flush-mounted Box Dimension
BH412	1 Gang Rotary Dimmer	600W	35 mm



Type	Description	Technical Data	Flush-mounted Box Dimension
BH504	1 Gang Blank Plate	-	35 mm




Type	Description	Technical Data	Flush-mounted Box Dimension
BH505	2 Gang Blank Plate	-	35 mm

* The dimensions are minimum recommended flush-mounting box depths.

Kalo Installation

COVER



FRAME



MECHANISM



COVER



FRAME



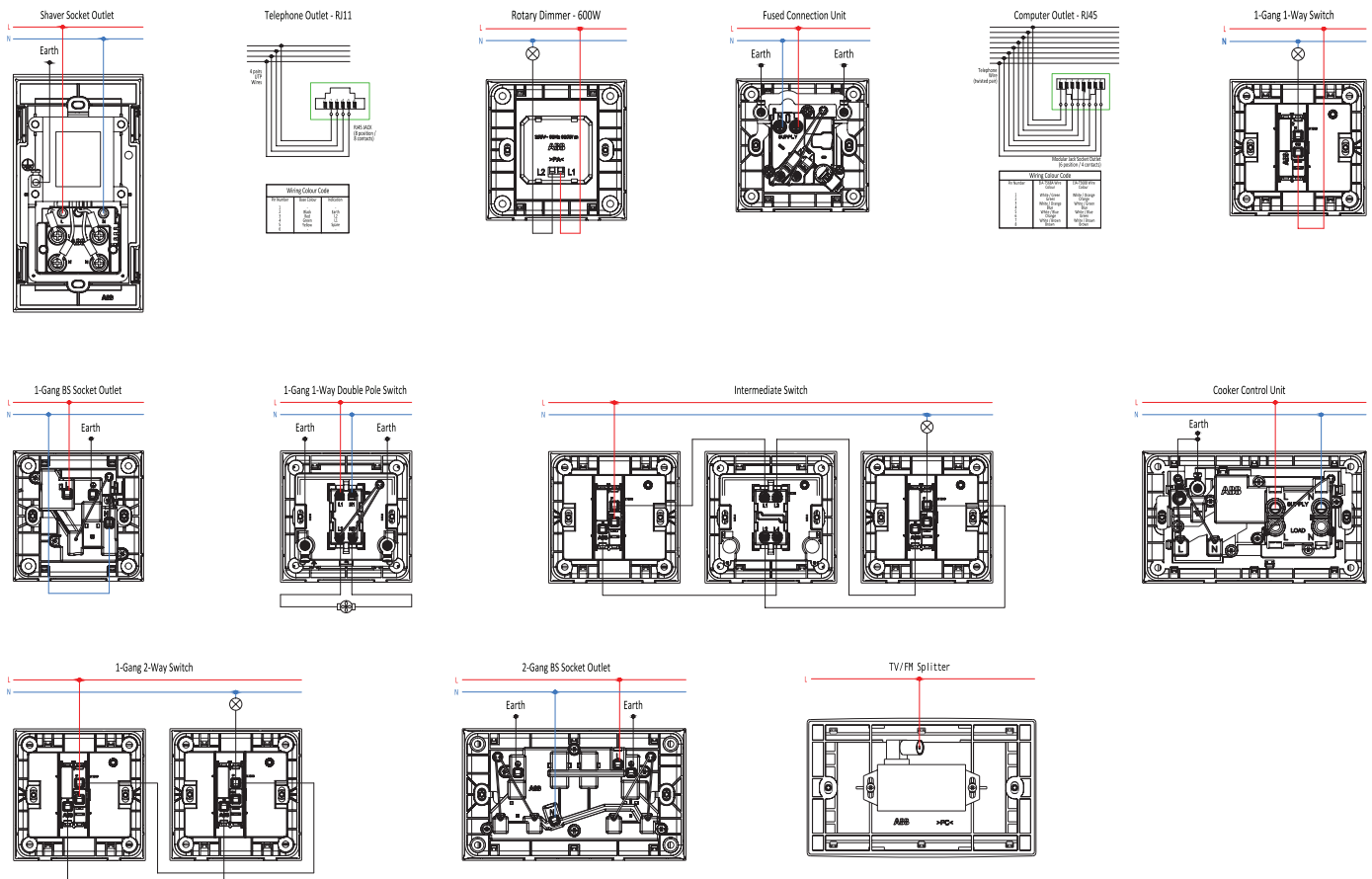
MECHANISM



Kalo

Technical Information

Product description	Standart	Description
Switches	BSEN60669-1 / IEC60669-1 / MSIEC60669-1 / GB16915	Switches for household and similar fixed electrical installation
Dimmers	IEC60669-2-1	Dimmers
TV outlet	BS3041-2 / IEC60169-2 / BSEN 50083 / BS5733	Radio frequency connectors. Specification for coaxial unmatched connector
Computer outlet RJ45	BSEN 50173 / ISO/IEC 11801 / TIA/EIA TSB40A / TIA/EIA 568A / IEC 60607-3	Commercial building telecommunications cabling standart- Part 2: Balanced twisted pair cabling components
Telephone outlet RJ11	FCC68 / BS5733	Commercial building telecommunications cabling standart- Part 2: Balanced twisted pair cabling components
Fused Connection units	BS1363 Part4 / SS403	Specification for 13A fused connection units switched and unswitched
Flex outlet 20A	BS5733 / MS1144	General requirements for electrical accessories
13A sockets	BS1363 part 2 / SSA 443-444-2203 / MS 589-2 / SS 145-2 / IEC60884-1	13A switched and unswitched socket outlets
13A universal socket	BS5733 / MS1144 / GB2099.1 / IEC60884-1	General requirements for electrical accessories
15A sockets	BS546 / SS472 / IEC60884-1	Two-pole and earthing-pin plugs, socket outlets and socket-outlet adaptors
Shaver socket	IEC60558-2-5	Shaver control unit
Cooker control unit	BS4177 / IEC60884-1	Cooker control unit
Plates	BS5733/MS1144	Specification for general requirements for electrical accessories



Contact Us

Singapore

ABB Pte. Ltd.

2 Ayer Rajah Crescent

Singapore 139935

Phone: +65 6776 5711

Fax: +65 6778 0222

E-Mail: lp.marketing@sg.abb.com

www.abb.com.sg

